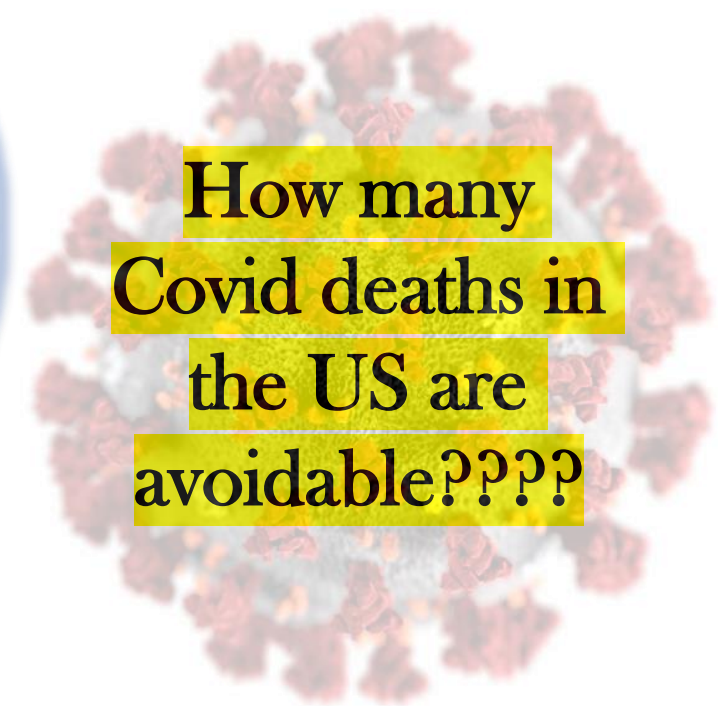


The Policy Detective

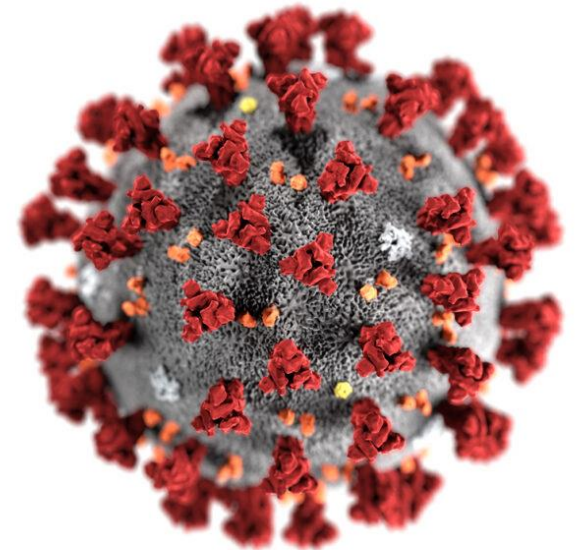


How many
Covid deaths in
the US are
avoidable????



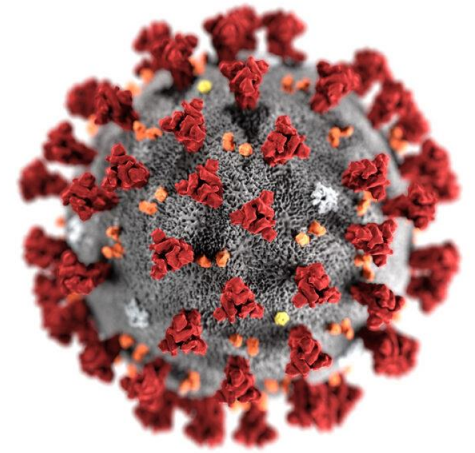
How many Covid-19 deaths in the US and in US states are avoidable?

- The University of Oxford in England has worked on this
- Researchers there developed a “Stringency Index” which measures how well each major country responded to the crisis
- Scores were, for example:
 - **South Korea:** 38 (the best score)
 - **Singapore:** 32
 - **Germany:** 25
 - **Australia:** 23
 - **US:** 6 (one of the worst scores)





These scores can be used to calculate “avoidable deaths”

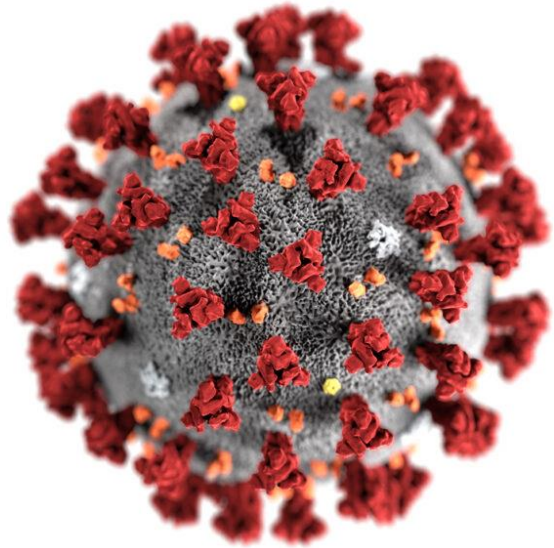


- The US score is 80% worse than the best response score – South Korea
- So about 80% of the US Covid-19 deaths were avoidable
- This 80% figure is accurate up to June 1, 2020, when US deaths totaled 107,241
- From June 1 onwards, the avoidable deaths were about 95%, according to Oxford and my calculations, since response and treatment methods have improved
- From June 1 to August 16, 2020 (the date of this briefing), actual deaths were 61,607
- From August 16 to December 1, 2020, deaths are projected at 124,295

(Note: all figures and projections are from the Institute of Health Metrics and Evaluation, University of Washington, a widely used source.)



So the preliminary number of avoidable deaths through Dec. 1, 2020 is:



Total
Deaths

Avoidable
Deaths

$$107,241 \times 80\% = 85,793$$

$$61,607 \times 95\% = 58,527$$

$$\underline{124,295} \times 95\% = \underline{118,080}$$

293,143

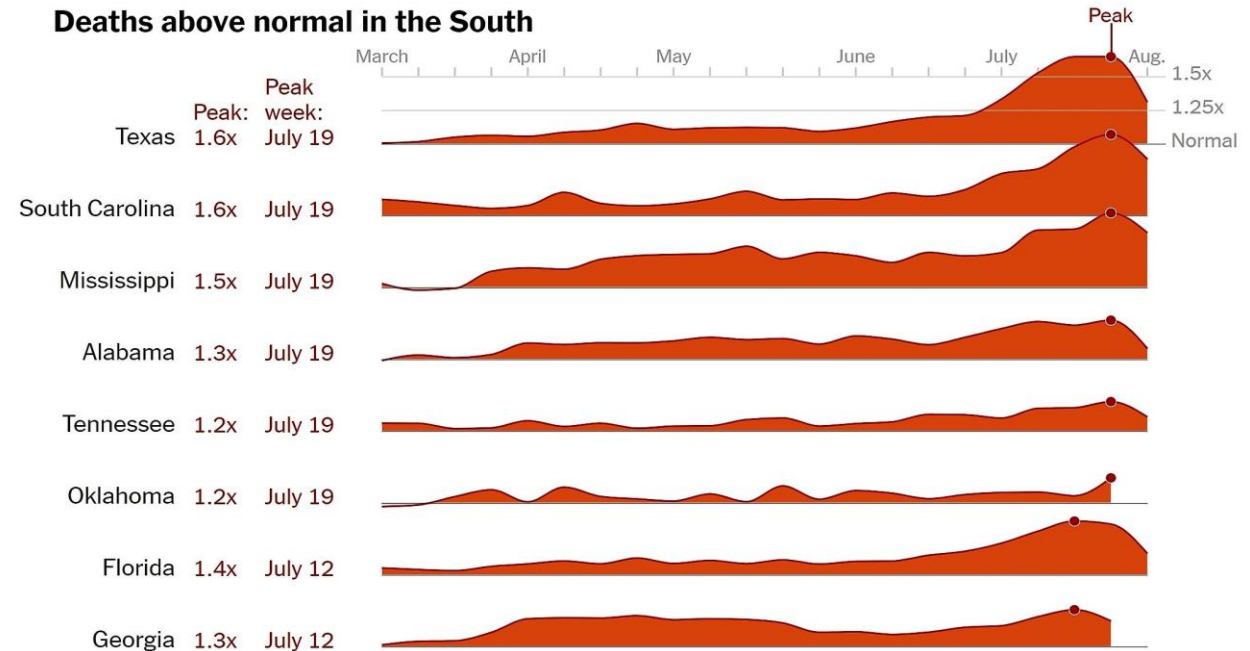
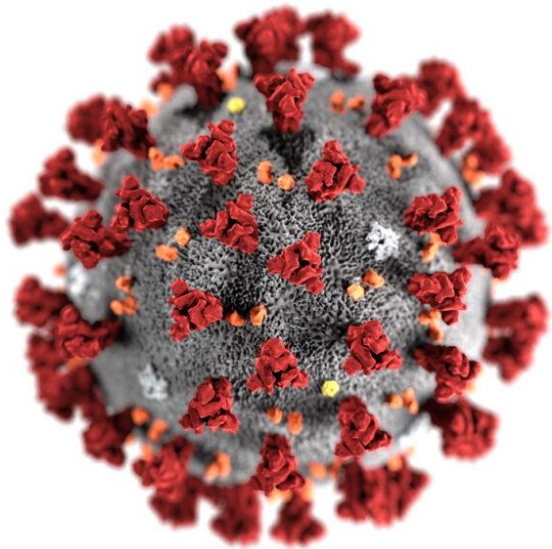
262,400





BUT - even that is an **under-estimate:**

- *The New York Times* estimates that at the time the “confirmed” Covid deaths were 140,000, the ACTUAL deaths were 200,000 !!!
- This was estimated from the difference between the “normal” level of deaths and the “actual, excess” level observed (see the chart below for Southern states)
- Thus a correction factor of + 43% must be added !!





So, we must add 43% to the “confirmed” (including projected) and “avoidable” Covid deaths thru Dec 1:

Confirmed

Deaths

293,143

x 1.43

419,194

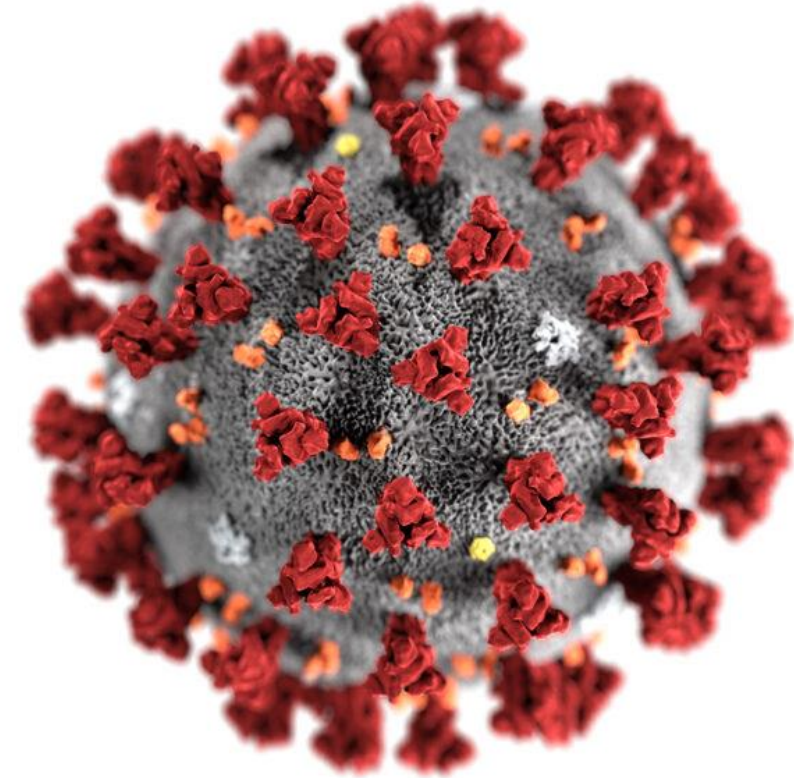
Avoidable

Deaths

262,400

x 1.43

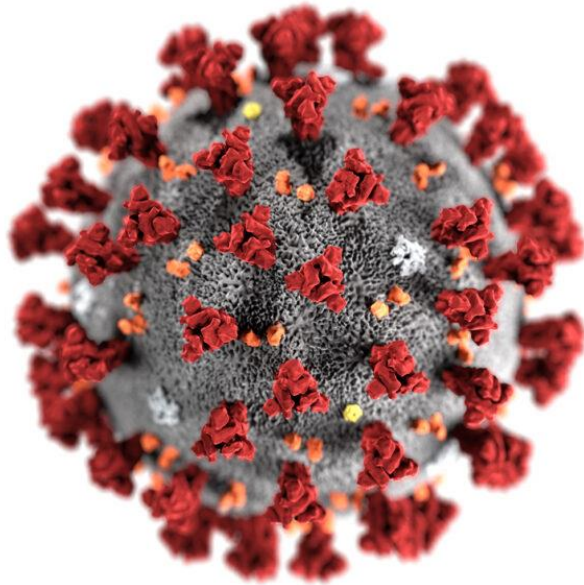
375,232



Note: for periods after December 1, 2020, a similar methodology can be used.



The **375,232** avoidable Covid-19 deaths are FAR more than US combat deaths in most of our wars:



<u>War</u>	<u>Combat Deaths</u>
Am. Rev.	8,000
Civil War (US)	140,414
WW I	53,402
Korea	33,686
Vietnam	47,424
Gulf War	149
Afghanistan	1,833
Iraq	<u>3,836</u>
TOTAL	288,744





The estimated avoidable deaths for selected states is show in **red**

<u>State</u>	<u>Est. Covid Deaths</u>	<u>Est. Avoidable Deaths (90%)</u>	<u>Plus Correction Factor of 43%</u>
Florida	19,358	17,423	24,915
Pennsylvania	8,859	7,973	11,401
Michigan	7,729	6,956	9,947
Ohio	9,041	8,137	11,635
Arizona	6,840	6,156	8,803
Georgia	11,288	10,159	14,527
N. Carolina	8,862	7,976	11,406



N.B.: "Est. Covid deaths" is the IHME est. of actual and projected deaths from the pandemic start through December 1, 2020



Conclusions:

- If this is a war, then the United States is losing – badly!
- Many individual US states are also losing
- If we keep the same “strategy,” tactics and leadership, then we will continue to lose
- Drastic change is needed, **NOW**





Sources:

- https://www.statnews.com/2020/06/19/faster-response-prevented-most-us-covid-19-deaths/?fbclid=IwAR3HqB8JdSf14xzPhP_u5XCgCgNRBIYZicgC_ZSSVhbpJjbsq8nQ7kvbhZ4
- <https://covid19.healthdata.org/united-states-of-america>
(accessed on 8/16/2020)
- https://en.wikipedia.org/wiki/United_States_military_casualties_of_war
- <https://www.nytimes.com/interactive/2020/08/12/us/covid-deaths-us.html>
- **For more : See Facebook page for “Llewellyn Toulmin (Lew)”**



Llewellyn “Lew” Toulmin, PhD, FRGS is the Policy Detective

- PhD in public administration, policy analysis & economics
- Management consultant to 15 Federal agencies
- Policy advisor to 30 foreign governments
- Over 40 years experience in public administration
- Previously a licensed private detective in Virginia
- Journalist with 17 years experience and over 200 published pieces
- Volunteer with the National Capital Region for Joe Biden; all views and analyses here are my own.